

NABERS

Corine Mulet – Senior Project Officer



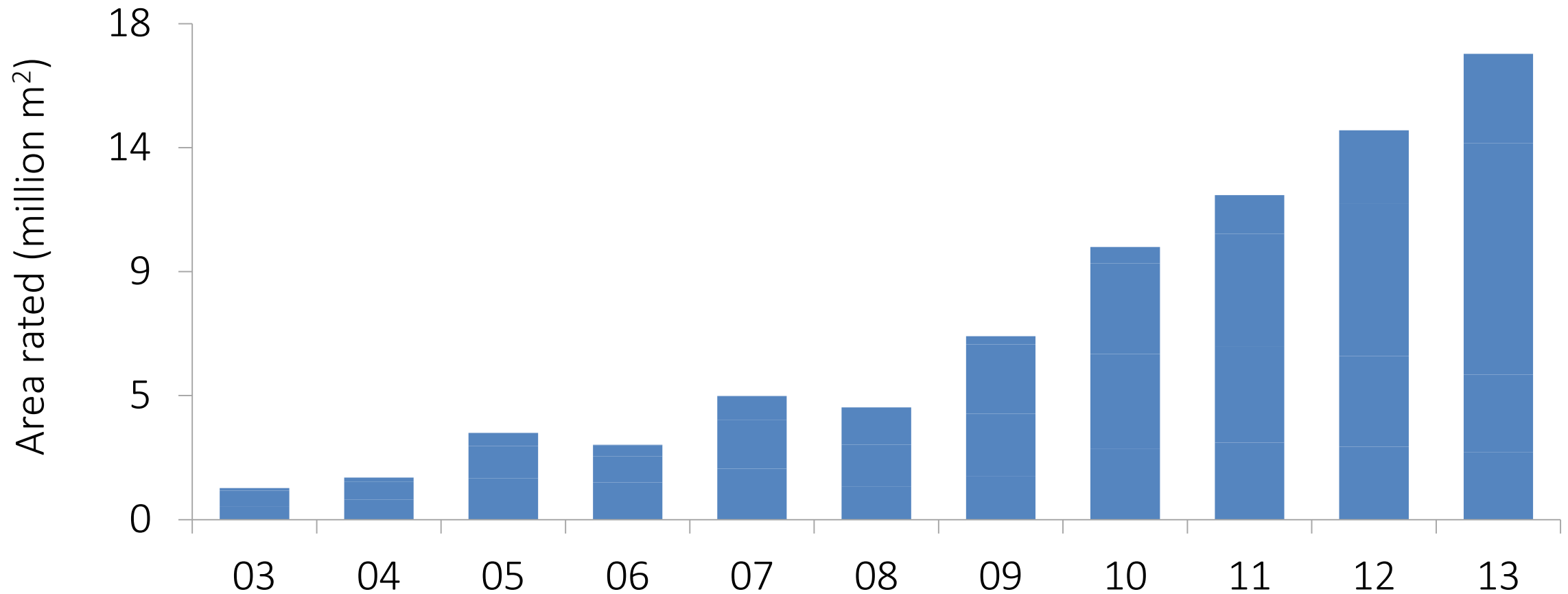
Topics

1. Commercial Building Disclosure expansion
2. Carbon Neutral Standard
3. Supplementary Air Conditioning ruling
4. NABERS Waste

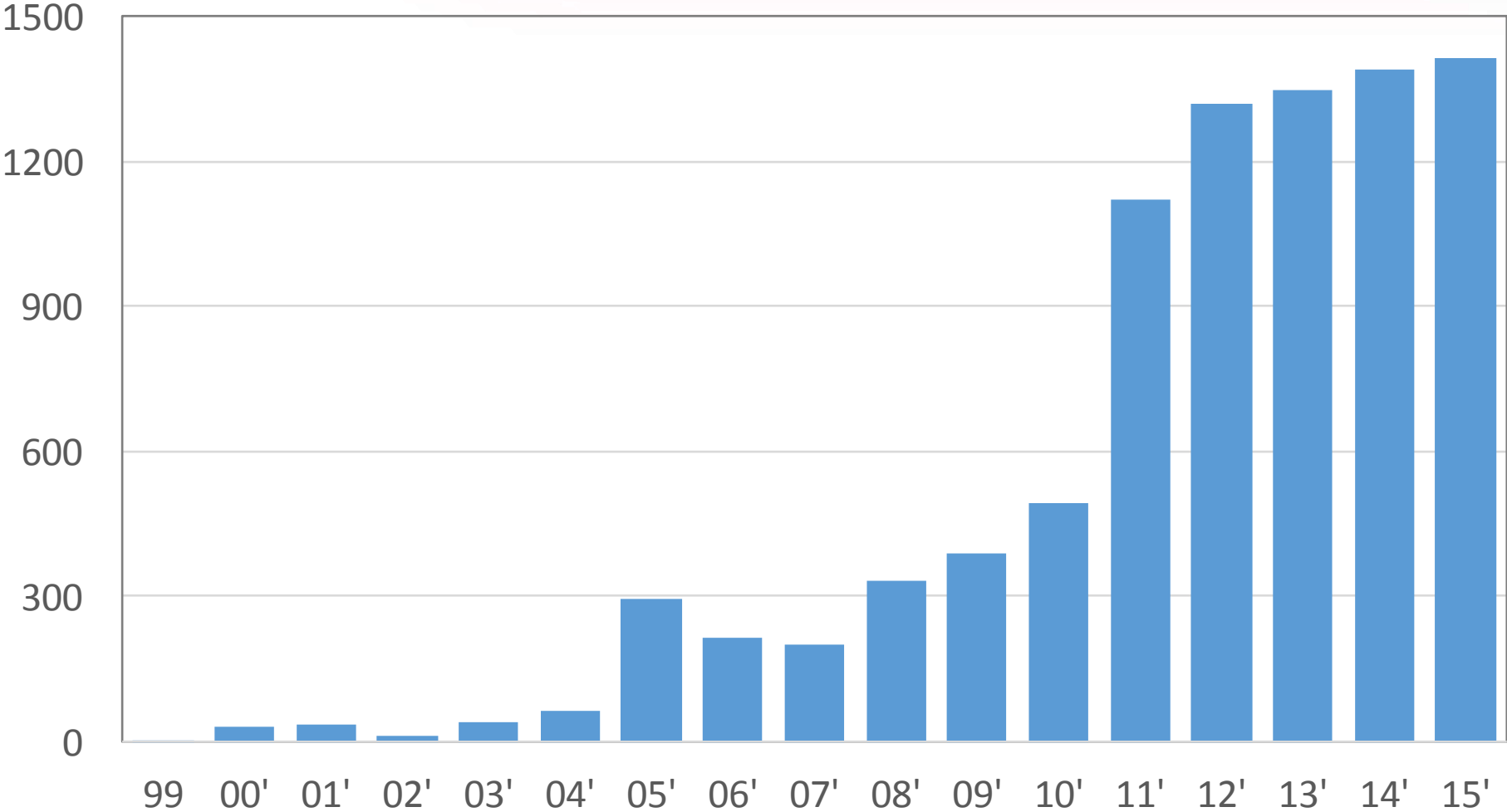


1. CBD expansion

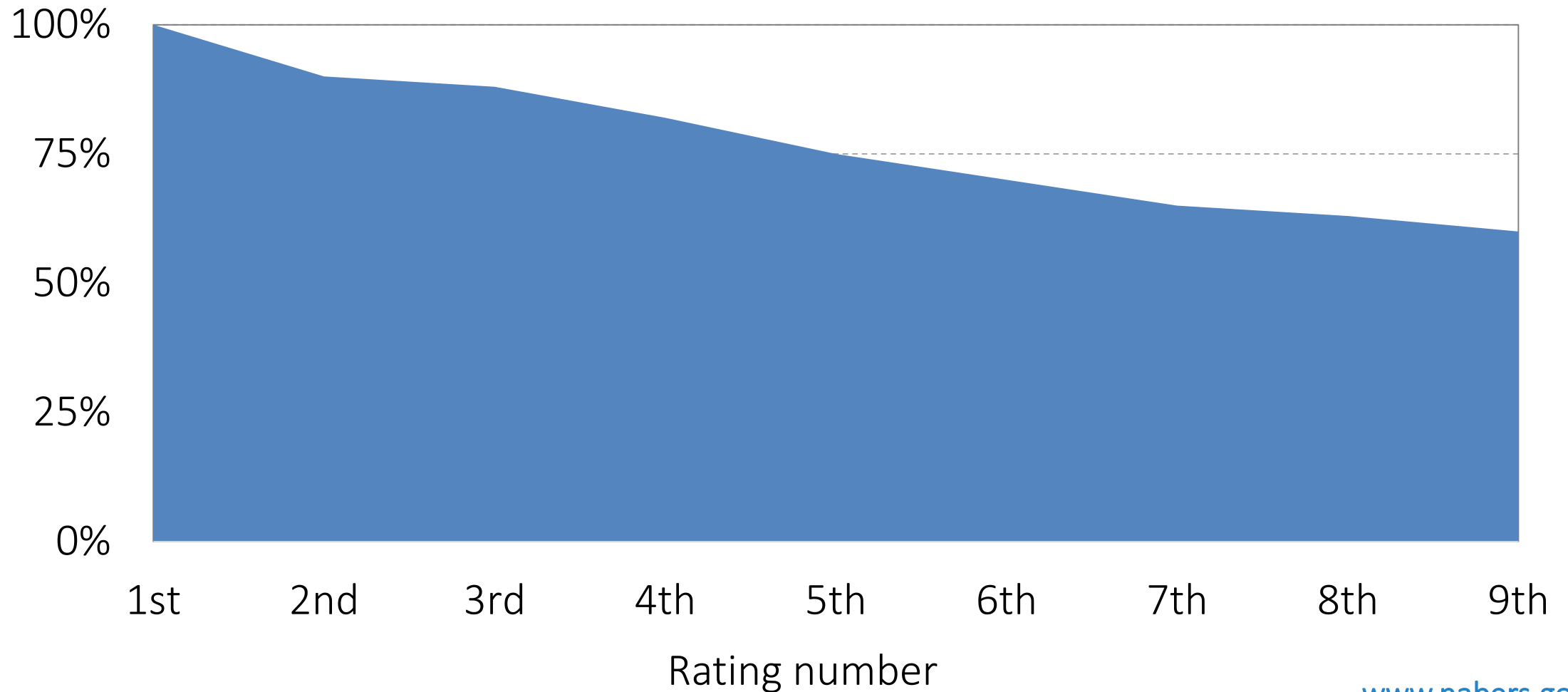
Growth in ratings over time - offices



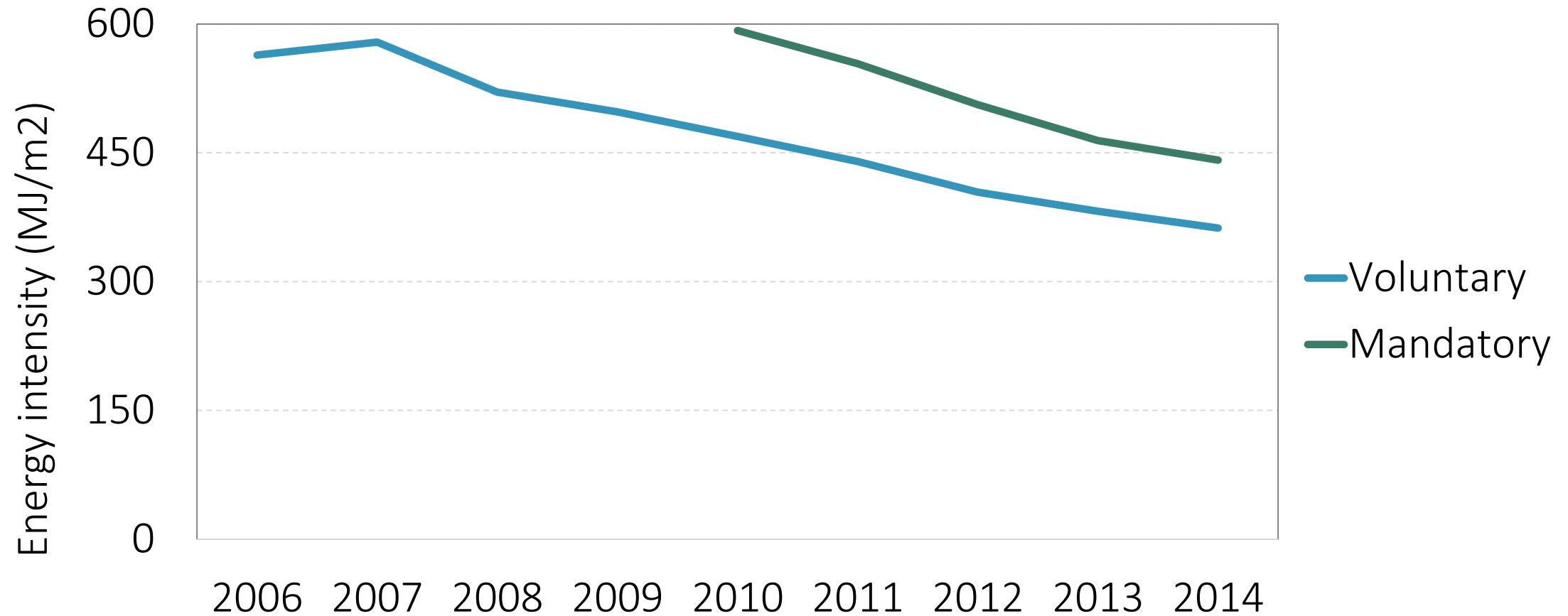
Growth in ratings over time - offices



Reduction in carbon emissions (%)




Rapid reduction in energy use



CBD expansion



1000m²
threshold



1000
New ratings



2. Carbon Neutral Building Standard

Carbon Neutral Standard



green building council australia



3. Supplementary air conditioning ruling

Supplementary Air Conditioning ruling

Objectives:

1. Improve equity
2. Simpler and cheaper to obtain rating

Consultation of draft ruling until 19th August.




4. NABERS Waste

The issue



Access to
waste data



Data quality
issues



NABERS Waste
issues


NABERS Waste review



Improve Access to
waste data



Data quality
checks



Standardise
waste reporting

NABERS Waste Manager

Preview

Commercial Building ABC

148 Parramatta Rd, Stanmore NSW 2042

Last Waste Audit
10 FEB 2016

Data Integrity
BRONZE

Filter by: Period 10.04.15 - 10.04.16 X

TOTAL WASTE GENERATED

Waste generated
180_t
160t for the same period last year

Waste intensity
10 kg/m²/p.a

ESTIMATED WASTE COSTS

LANDFILL	\$536
CO-MINGLED	\$394
PAPER & CARDBOARD	\$83
ORGANICS	\$152
TOTAL	\$1,165

DIVERSION FROM LANDFILL

65% ↑
60%

● This period
● Same period last year

SITE DATA INTEGRITY

NOMINAL **SILVER** **GOLD**

ADD A GRAPH

Commercial Building ABC

148 Parramatta Rd, Stanmore NSW 2042

Last Waste Audit
10 FEB 2016

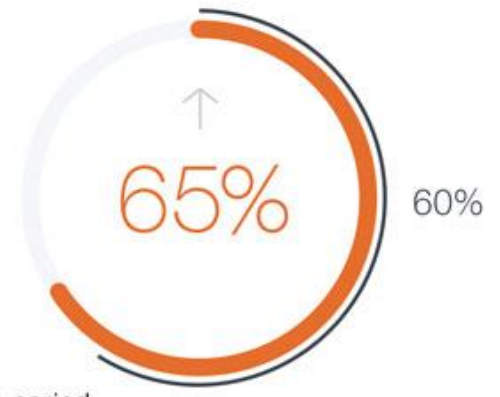
Data Integrity
BRONZE

Filter by: Period 10.04.15 - 10.04.16 X

- LAST MONTH
- LAST 6 MONTHS
- LAST 365 DAYS

APRIL 2015							TO	APRIL 2016						
Su	Mo	Tu	We	Th	Fr	Sa		Su	Mo	Tu	We	Th	Fr	Sa
						1								1
2	3	4	5	6	7	8		2	3	4	5	6	7	8
9	10	11	12	13	14	15		9	10	11	12	13	14	15
16	17	18	19	20	21	22		16	17	18	19	20	21	22
23	24	25	26	27	28	29		23	24	25	26	27	28	29
30	31							30	31					

DIVERSION FROM LANDFILL



- This period
- Same period last year

SITE DATA INTEGRITY



ADD A GRAPH

Portfolio
view

Displaying data for:
5 Office Buildings ▼

Search for buildings

Filter by: Type ▼ OFFICE BUILDINGS × Region ▼ ALL × Period ▼ LAST 365 DAYS ×

CLEAR FILTERS

TOTAL WASTE GENERATED



Waste generated

180,000t

160,000t for the same period last year

Waste intensity

13kg/m²/p.a.

ESTIMATED WASTE COSTS



GOVERNOR PHILLIP TOWER

BRAVO BUILDING

CHIFLEY TOWER

DEUTSCHE BANK PLACE

EASTWOOD TOWER

0.0 1.1 2.3 3.4 4.5

\$/m²/p.a.

- General Waste
- Co-mingled
- Cardboard & Paper
- Organics

DIVERSION FROM LANDFILL



- This period
- Same period last year

DIVERSION FROM LANDFILL RATES



GOVERNOR PHILLIP TOWER

BRAVO BUILDING



ADD A GRAPH

Displaying data for:
5 Office Buildings

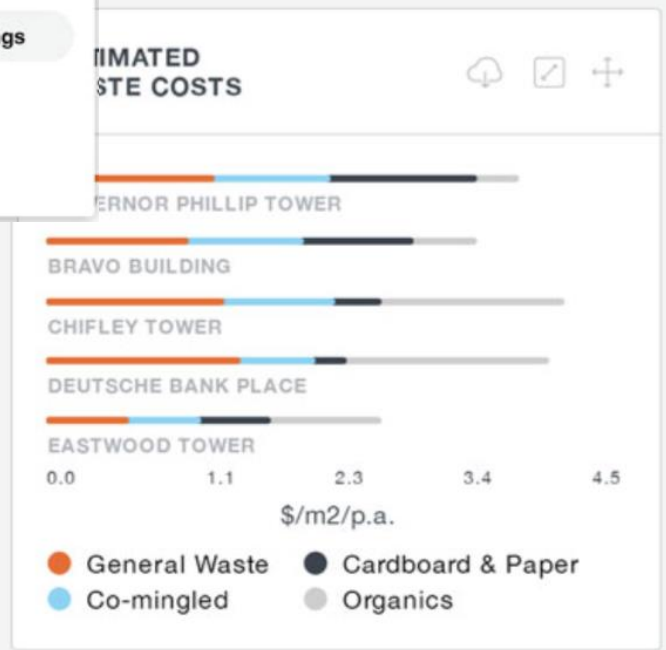
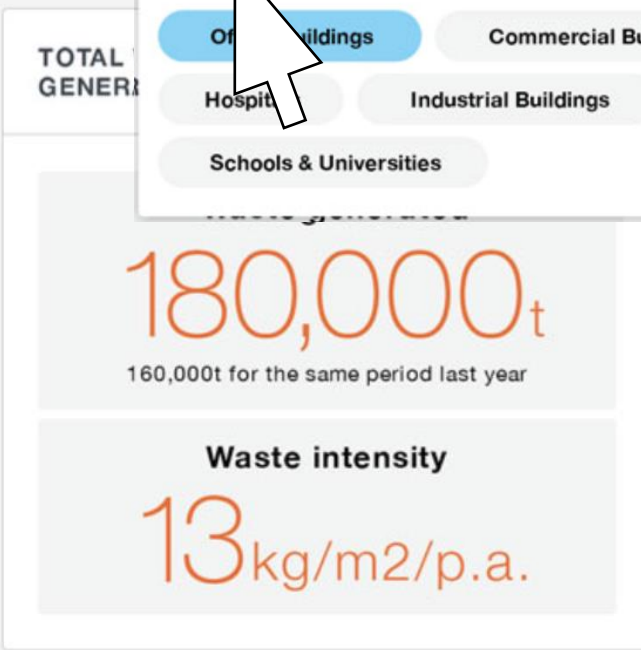
Search for buildings

Filter by: Type OFFICE BUILDINGS Region ALL Period LAST 365 DAYS

CLEAR FILTERS

Type

- Office Buildings
- Commercial Buildings
- Hospital
- Industrial Buildings
- Schools & Universities



ADD A GRAPH



Thank you

corine.mulet@environment.nsw.gov.au